

**Briefing Note.**

**Results of Speed Survey - Speed Indicator Device (SpID) at 106 Mitton Road –  
February 2024**

A Speed Survey was undertaken on Mitton Road using a Speed Indicator Device (SpID) located at approximately 106 Mitton Road Whalley from 5<sup>th</sup> to 22<sup>nd</sup> February 2024 (15 days).

The SpID was loaned by Altham Parish Council with whom Whalley Parish Council has an agreement.

A full report of the data collected by the Device is available but following please find the high-level results, and for comparison, the results for the Survey conducted at the same location from 19<sup>th</sup> March to 29<sup>th</sup> March 2023 (11 days).

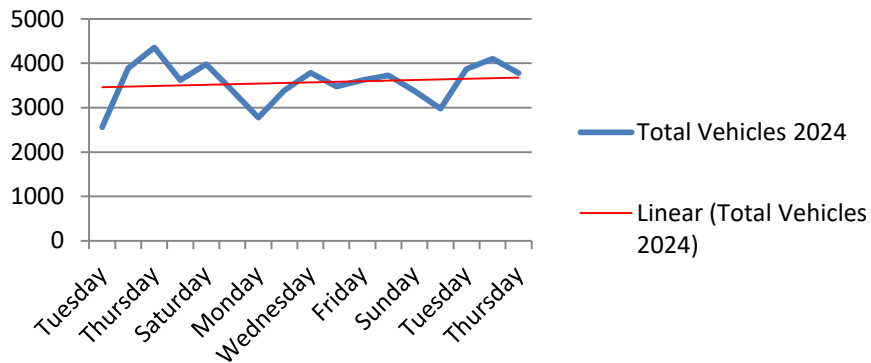
**2024 Speed Survey**

| <b><u>From</u></b>        | <b><u>To</u></b> |
|---------------------------|------------------|
| 5 February 2024           | 22 February 2024 |
| No. of Vehicles           | 61,544           |
| Ave Daily Vehicles        | 3620             |
| Max Speed                 | 60               |
| 85th Percentile speed     | 30.6             |
| Average Speed             | 26.39            |
| Vehicles over speed limit | 10318            |

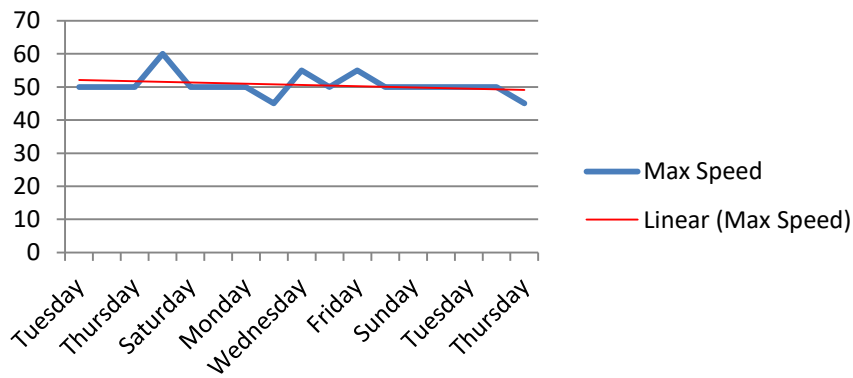
**2023 Speed Survey**

| <b><u>From</u></b>        | <b><u>To</u></b> |
|---------------------------|------------------|
| 19 March 2023             | 29 March 2023    |
| No. of Vehicles           | 25,008           |
| Ave Daily Vehicles        | 2273             |
| Max Speed                 | 50               |
| 85th Percentile speed     | 30.4             |
| Average Speed             | 26.51            |
| Vehicles over speed limit | not shown        |

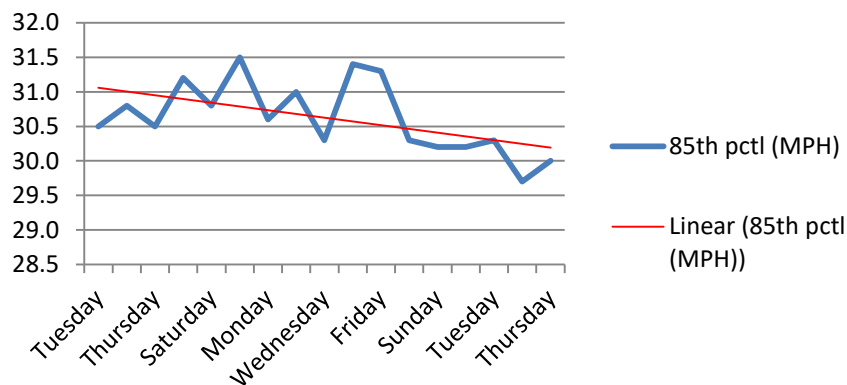
### Total Vehicles - 6th to 22nd February 2024. Mitton Road.



### Max Speed - 6th to 22nd February 2024. Mitton Road.



### 85th pctl (MPH) - 6th to 22nd February 2024. Mitton Road.



Observations:

- The average number of vehicles per day appears to have increased by 60% when compared to the March 2023 survey: 2023 – 2,273; 2024 – 3,620.
- The highest vehicle speed recorded in 2024 was 60mph (50mph in 2023)
- The 85<sup>th</sup> percentile speed in 2024 was 30.6mph (the speed where 85% of vehicles travel at or below) against 30.4mph in 2023, so there has been a very slight increase.
- The average speed of all vehicles has fallen marginally from 26.51mph in 2023 to 26.39mph in 2024.
- 17% of vehicles exceeded the 30 mph speed limit as they passed the Device in 2024 (no figure for 2023).

**John S Threlfall**  
**Vice Chairman**  
**Whalley Parish Coucil.**